

SHANGHAI YONGXING ELECTRONIC SWITCH CO., LTD.

SHANGHAI YONGXING ELECTRONIC

上海永星电子

目 录
CONTENTS

KW15 系列微动开关 01-02

Kw15 Series Micro Switches

KW11 系列微动开关 03-04

KW11 Series Micro Switches

KD2 系列按钮开关 05-06

KD2 Series Pushbutton Switches

KBM 系列冰箱门控开关 07-08

KBM Series Refrigerator Door Switches

FD16 系列按钮开关指示灯 09-10

FD16 Series Pushbutton Switches

KA1A KA1B 系列按钮开关 11

KA1A KA1B Series Pushbutton Switches

KA5 系列按钮开关 12-13

KA5 Series Pushbutton Switches

KA6/7 系列按钮开关 14-15

KA6/7 Series Pushbutton Switches

KA11 系列按钮开关 16

KA11 Series Pushbutton Switches

KA12 系列按钮开关 17

KA12 Series Pushbutton Switches

KW15 系列微动开关
Kw15 Series Micro Switches

YONG XING ELECTRONIC



技术性能参数 SPECIFICATION

接触电阻（初始值）Contact Resistance	≤50mΩ
绝缘电阻（常态）Insulation Resistance	≥100MΩ
耐压（常态）Dielectric Strength	1,500V
电气寿命（次）Electronic Life(cycles)	50,000
工作环境温度 Operating temperature	-25℃~+125℃

电气额定值Max. Rating Current & Voltage

CQC CE	16(4)A 250VAC μ T125 5E4
ENEC 17	16(4)A 250V~μT125 1E4　15A 250V~μT125 1E4 10(3)A 250V~μT125 5E4
UL	16A 125/250VAC T125 5E4　1HP 125VAC T125 1E4 10(4)A 125/250VAC T125 5E4

型号命名规则 HOW TO ORDER

系列号 Series	电路 Circuit	外形 Shape						特殊规格 Special
KW15	S	1	2	3	4	5	6	7	

- S:慢动型 (Slow type) 空:快跳型 (Blank:Fast type)
- 电路特征 (Circuit) 11A 11B 12
- 操作件类型 (Actuator) O:无压杆 (Generar) A1...i:直压杆 (Lever) B:弧形压杆 (Simulate Roll) C:滚轮压杆 (Roll Lever) D:YPA异形压杆 E:YDE异形压杆 F:F型压杆 G:G型压杆
- 外壳类型 (Housing) A:快跳型 (Fast type) B:慢动型 (Slow type)
- 端子类型 (Terminal) A B C D H I J
- 操作力 (Actuator Force) A:0.55N B:1.5N C:2N D:3N F:0.55N G:0.2N H:0.3N I:1N
- 颜色 (Color) B:黑 (Black) P:灰 (Gray) S:蓝(Blue) W:白(White)
- 标示 (Marking) A B C D E G
- 特殊规格 (Special) 有特殊要求时, 填写文字说明 (If have the special requirements, please fill the word for explain.) 无, 空格 (If not,do not full it.)

1 接线端子代码 TERMINAL CODE

代码 Code	A	B	C	D	H	I	J
图解 Diagram	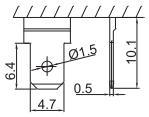	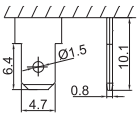	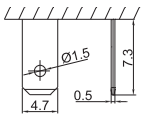	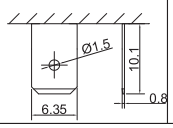	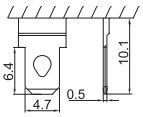	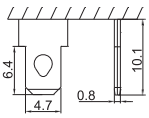	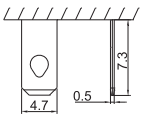

2 操作件代码 ACTUATOR CODE

代码 Code	图解 Diagram	描述 Description	代码 Code	图解 Diagram	描述 Description	代码 Code	图解 Diagram	描述 Description	代码 Code	图解 Diagram	描述 Description
A1	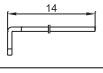	直压杆长度：14mm	A2	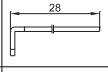	直压杆长度：28mm	A3	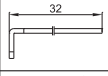	直压杆长度：32mm	A4	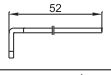	直压杆长度：52mm
A5	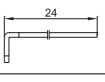	直压杆长度：24mm	B	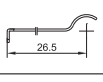	弧形压杆长度26.5mm	C1		滚轮压杆长度：12.5mm	C2		滚轮压杆长度：26.5mm
D	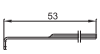	D型压杆长度：53mm	E	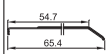	E型压杆长度65.4mm	D1	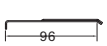	D1型压杆长度68mm	D2	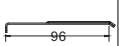	2型压杆长度96mm
F	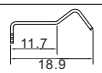	F型压杆长度18.9mm	G	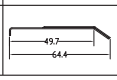	G型压杆长度64.4mm						

注:特殊规格压杆可以定做。

3 外壳代码 HOUSING CODE

代码 Code	图解 Diagram	面板开孔尺寸(mm) Panel cut out	相配选择Match the project selection			
			操作件 Actuator	电路 Circuit	接线端子 Terminal	标识 Marking
A	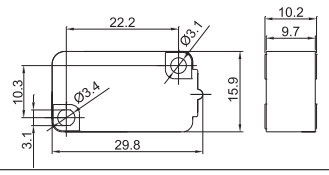	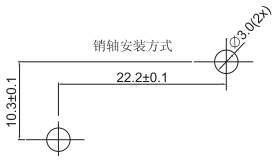	A1...Ai B/ C1...Ci/	11A/ 11B/ 12	A/ B/ H/ I	A/ B/ D
B	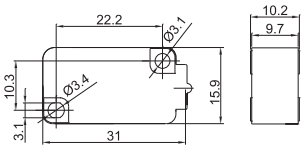	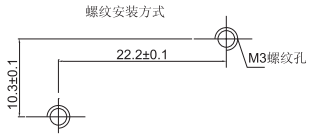		11B/	J/ C	C

4 KW15电路特征代码 CIRCUIT CODE

代码 Code	图解 Circuit	描述 Description		代码 Code	图解 Circuit	描述 Description
11A	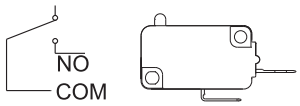	单极单掷常开 SP-ST-NO		11B	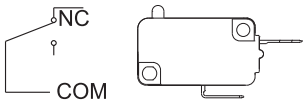	单极单掷常闭 SP-ST-NC
12	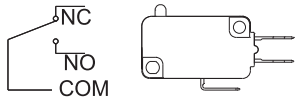	单极双掷 SP-DT			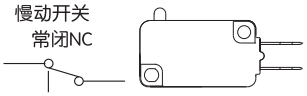	单极单掷常闭 SP-ST-NC

5 标识 Marking

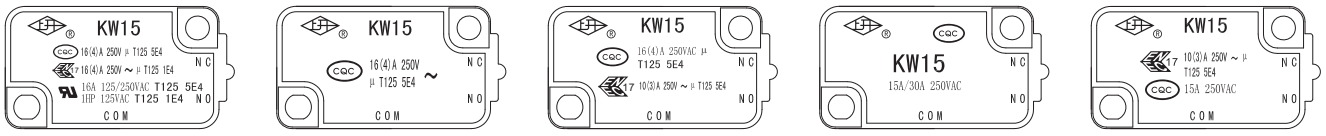

A B C D E

KW15产品图例 EXAMPLE


KW15-12-OAA-BBB


KW15-11A-C2AA-BBB



技术性能参数 SPECIFICATION

接触电阻（初始值） Contact Resistance	≤50mΩ
绝缘电阻（常态） Insulation Resistance	≥100MΩ
耐压（常态） Dielectric Strength	1,500V
电气寿命（次） Electronic Life(cycles)	50,000
工作环境温度 Operating temperature	-25℃~+125℃
电气额定值Max. Rating Current & Voltage	
CQC 17	5(1)A 250VAC T105 μ 5E4 3(3)A 250VAC T105 μ 5E4

型号命名规则 HOW TO ORDER

主称代号 Basic No.	电路 Circuit		外形 Shape			防护 IP	颜色 Color	特殊规格 Special
Kw11	1	2	3	4	5	6	7	

- 极数(Poles) 1:单极(SP)
- 掷数(位数) (Action) 1:单掷(ST) 2:双掷(DT)
- 操作件类型 (Actuator) O:无压杆 (Generar) A1...i:直压杆 (Lever) B:弧形压杆 (Simulate Roll) C:滚轮压杆 (Roll Lever)
- 外壳类型 (Housing) A:普通型 (Standard) F:防水型 (Waterproof)
- 端子类型 (TERMINAL) A B
- 防护等级 (IP code)： F:IP65 空(Blank)： IP40
- 颜色 (Color) B:黑 (Black) P:灰 (Gray)
- 特殊规格 (Special) 有特殊要求时, 填写文字说明 (If there are special requirements, please fill the word for explain.) 无, 空格 (If not,do not full it.)

3 操作件代码 ACTUATOR CODE

代码 Code	图解 Diagram	描述 Description	代码 Code	图解 Diagram	描述 Description	代码 Code	图解 Diagram	描述 Description	代码 Code	图解 Diagram	描述 Description
A1	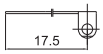	直压杆长度：17.5mm	A2		直压杆长度：22.5mm	B	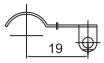	弧形压杆长度：19mm	C	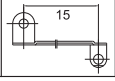	滚轮压杆长度：15mm

4 外壳代码 HOUSING CODE

代码 Code	图解 Diagram	面板开孔尺寸(mm) Panel cut out	相配选择Match the project selection		
			操作件 ACTUATOR	电路 Circuit	接线端子 Terminal
A	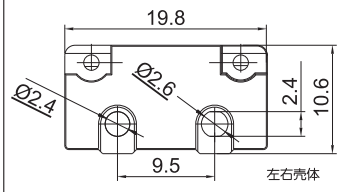	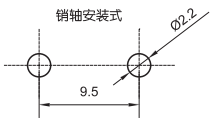	A1...Ai B/ C	11(SP-ST) 12(SP-DT)	A/ B
F 防水型	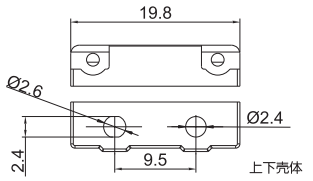	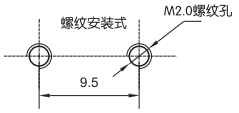			

5 接线端子代码 TERMINATION CODE

代码 Code	图解 Diagram
A	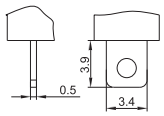
B	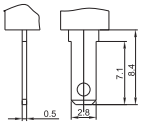

Kw11产品整体外形尺寸图

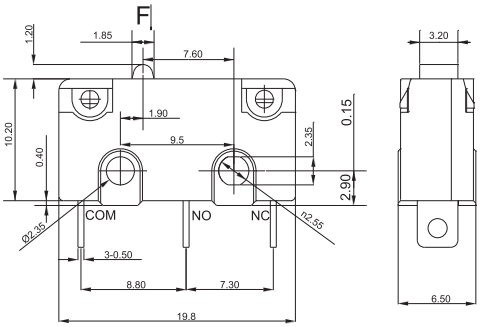

普通型

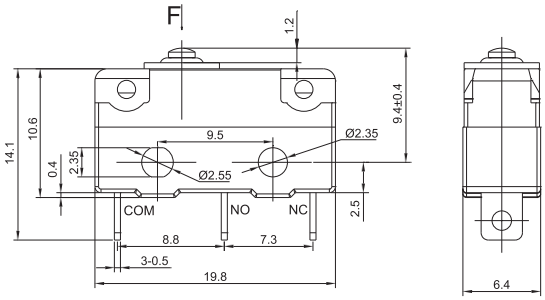

防水型

KW11产品图例 EXAMPLE


KW11-12-OFA-F-B


KW11-12-CFA-F-B


KW11-12-BFA-F-F-B


KW11-12-A1FA-F-B


KW11-12-A2FA-F-B


KW11-12-OAA-B


KW11-12-CAA-B


KW11-12-BAA-B


KW11-12-A1AA-B


KW11-12-A2AA-B



技术性能参数 SPECIFICATION

接触电阻（初始值） Contact Resistance	≤50mΩ
绝缘电阻（常态） Insulation Resistance	≥100MΩ
耐压（常态） Dielectric Strength	1,500V
电气寿命（次） Electronic Life(cycles)	10,000
机械寿命（次） Mechanical Life(cycles)	50,000
工作环境温度 Operating temperature	–25℃~+55℃
防护等级 IP code	IP40
电气额定值Max. Rating Current & Voltage	
CQC CE	3A 250V AC

型号命名规则 HOW TO ORDER

主称代号 Basic No.: KD2

电路及外形 Circuit & Shape

颜色 Color

特殊规格 Special

极数(Poles)
1:单极(SP)
2:双极(DP)

类别(Type):
A.点发光(点光罩)
Luminous point (point mask)
B.面发光(面光罩)
Light-emitting surface (face mask)

动作与照明:
(Action & Illuminator)
1.自锁带灯
(Alternate with Illuminator)
2.无锁带灯
(Momentary with Illuminator)
3.自锁无灯
(Alternate without Illuminator)
4.无锁无灯
(Momentary without Illuminator)

照明件类型
(Illuminator type)
L:LED二极管(LED)
N:氖灯(Neon)
空：无灯系列
(Blank:No Illuminator)

灯电压类型
(Indicator Voltage type)
A:AC交流
D:DC直流
空(Blank):AC&DC通用

灯电压
(Illuminator voltage)
2:2V
6:6V
...
24:24V
110:110V
220:220V

外壳颜色
(Shell color)
R:红 (Red)
Y:黄 (Yellow)
G:绿 (Green)
B:黑 (Black)
S:蓝 (Blue)
A:橙 (Orange)
W:白(White)
P:灰 (Gray)

按钮罩颜色
(Cap Color)
R:红 (Red)
Y:黄 (Yellow)
G:绿 (Green)
B:黑 (Black)
S:蓝 (Blue)
A:橙 (Orange)
W:白(White)
P:灰 (Gray)

照明件颜色
(Lamp Color)
R:红 (Red)
Y:黄 (Yellow)
G:绿 (Green)
S:蓝 (Blue)
W:白(White)

特殊规格
(Special)
有特殊要求时,
填写文字说明
(If there are special requirements, please fill the word for explain.)
无, 空格
(If not,do not full it.)

举例Example:KD2–A21L2WY

尺寸图 SIZE(mm)

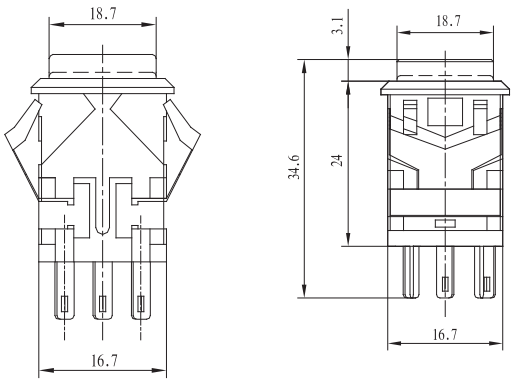

外形尺寸Dimensions(mm)

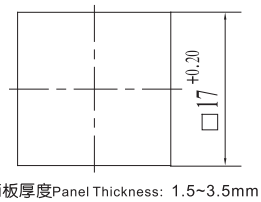

面板厚度Panel Thickness: 1.5~3.5mm

安装面板开孔尺寸Panel cut out (mm)

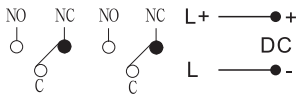

电路图 Circuit

照明件性能指标 Lighting pieces of performance indicators

■电子发光二极管(LED)

工作电压 Operating voltage	2V	6V	12V	24V	110V	220V	寿命 Life	等效电路 Equivalent circuit
工作电流 Current	小于15mA Less than15mA				小于5mA Less than 5mA		约5万小时(但亮度会随使用时间加长而衰减) About 50,000 hours (but the brightness will be weaken as the life of using plus.)	(+) 1 2 3 (-)
LED颜色 LED color	红 绿 黄 橙 蓝 Red Green Blue Yellow Orange							
按钮罩颜色 Cap Color	红 绿 黄 橙 蓝 黑 白 灰 Red Green Blue Yellow Orange Black White Gray							

■氖灯管(Neon)

工作电压 Operating voltage	110V AC	220V AC
工作电流 Current	小于1mA Less than 1mA	小于1mA Less than 1mA
氖灯颜色 Neon color	红 绿 Red Green	
按钮罩颜色 Cap Color	红 绿 Red Green	

附件 Accessories



本插座为KD2型按钮开关专用插座,使用本插座可以方便开关的安装和更换开关,同时也省去对开关的直接焊接,从而可延长开关的使用寿命。

Kd2 the socket type for the dedicated button to switch socket, the socket can be used to facilitate the installation and replacement of switch, but also eliminates the need to switch the direct welding, in order to extend the service life of switch.

选型注意事项 NOTE

●外壳的颜色主要为黑色及白色。
The shell main color is black and white.

●带灯开关的灯类型主要为交直流通用的LED的产品，灯电压为2V的产品只有直流产品，点发光的产品只能做2V的产品，若要高电压的产品可在外部电路上串接分压电阻。面发光的产品6V以上(含6V)多为交直流通用的产品，若要单电压类型需特殊说明。
With light switches and other main types of AC-DC universal LED products, the voltage of products for 2V only DC products, the voltage of point LED products only can do the 2V.If you want the high-voltage,can circuit in series with an external resistor divider. Surface lighing more than 6V products (including 6V) more generic products for the AC and DC。If single voltage types require special instructions.

●特殊电压电流及颜色需要定制。
The special voltage current and color needs to be customized.

KD2产品图例 EXAMPLE


KD2-A21L2D-WG-R


KD2-B21-WY


KD2-B21L2D-WR-R


KD2-A21L2D-BB-R


KD2-B21L12-WY-Y

●注：因为外形上看不出开关内部是否带灯及灯类型电压等参数，故以上样品对应型号不一定完整，完整型号请根据实际需求并参照型号定义及参数表选型。
Note: Due to we couldn't get full information from the appearance, such as voltages, parameters and the switch with or without light, so the full model please refer to models based on the actual needs and the definition and parameters of table selection.

KBM 系列冰箱门控开关
KBM Series Refrigerator Door Switches



技术性能参数SPECIFICATION

接触电阻（初始值） Contact Resistance	≤50mΩ
绝缘电阻（常态） Insulation Resistance	100MΩ
耐压（常态） Dielectric Strength	KBM:1,500V, KBM-A:1000V
电气寿命（次） Electronic Life(cycles)	10,000
机械寿命（次） Mechanical Life(cycles)	50,000
工作环境温度 Operating temperature	-25℃~+55℃
防护等级 IP code	IP40
电气额定值Max. Rating Current & Voltage	
CQC CE	KBM:2A /250V AC　KBM-A:4A /250VAC

型号命名规则 HOW TO ORDER

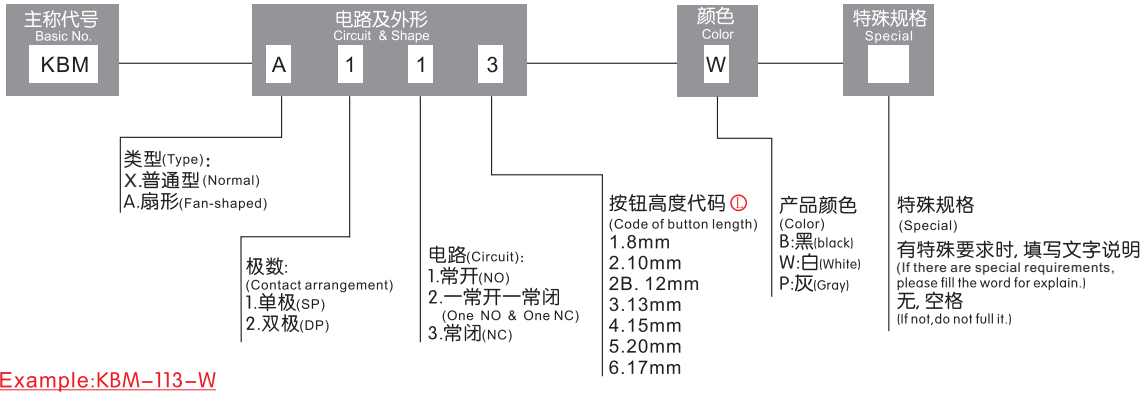

举例 Example:KBM-113-W

KBM



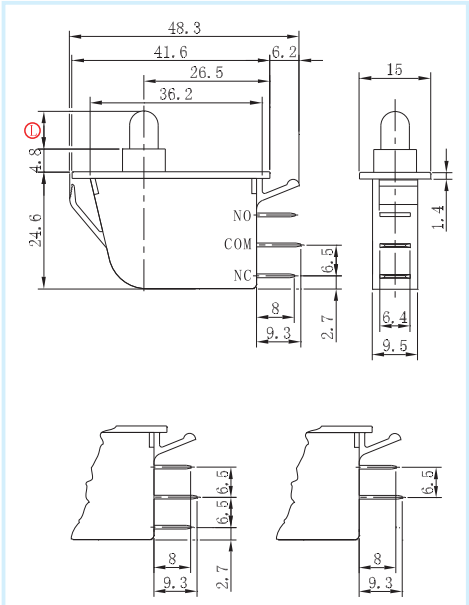

外形尺寸图Overall Dimension(mm)

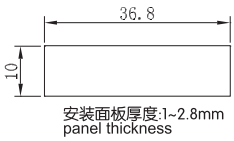

开孔尺寸Panel Cut out(mm)

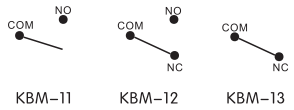

电路图Circuit

单极常开 NO.	单极常开常闭 NO.&NC.	单极常闭 NC.
KBM-111	KBM-121	KBM-131
KBM-112	KBM-122	KBM-132
KBM-112B	KBM-122B	KBM-132B
KBM-113	KBM-123	KBM-133
KBM-114	KBM-124	KBM-134
KBM-115	KBM-125	KBM-135
KBM-116	KBM-126	KBM-136

注:本产品默认颜色为白色，其他颜色及特殊型号请联系本公司。

Note: This product is the default color is white, other colors and special models,please contact the Company.

型号列表Model List

KBM–A



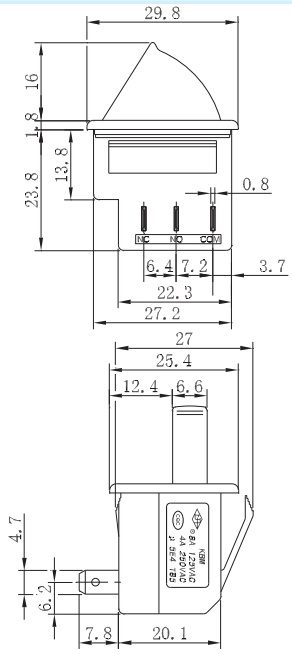

外形尺寸图Overall Dimension(mm)

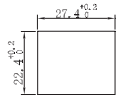

开孔尺寸Panel Cut out(mm)



电路图Circuit

单极常开 NO.	单极常开常闭 NO.&NC.	单极常闭 NC.
KBM–A11	KBM–A12	KBM–A13

注:本产品默认颜色为白色，其他颜色及特殊型号请联系本公司。

Note: This product is the default color is white, other colors and special models,please contact the Company.

型号列表Model List

KBM产品图例 EXAMPLE



KBM–112–W



KBM–113–W



KBM–113–P



KBM–114–B



KBM–A13–W

FD16 系列按钮开关指示灯
FD16 Series Pushbutton Switches



技术性能参数 SPECIFICATION

接触电阻（初始值） Contact Resistance	≤50mΩ
绝缘电阻（常态） Insulation Resistance	100MΩ
耐压（常态） Dielectric Strength	1,500V
电气寿命（次） Electronic Life(cycles)	无锁:10,000 自锁:5,000 Moment:10,000 Alternate:5,000
机械寿命（次） Mechanical Life(cycles)	无锁:50,000 自锁:10,000 Moment: 50, 000 Alternate:10,000
工作环境温度 Operating temperature	-25℃~+55℃
防护等级 IP code	IP40
电气额定值Max. Rating Current & Voltage	
CQC CE	1A /250V AC

型号命名规则 HOW TO ORDER

主称代号 Basic No.		电路及外形 Circuit & Shape						颜色 Color	特殊规格 Special
FD	16	1	1	1	L	2	D	R	

- 开孔尺寸 (Fixing start size) 16:16mm
- 极数(Poles) 1:单极(SP)
- 动作类型(Action) 1:自锁(Alternate) 2:无锁(Moment)
- 外形(Shape) 1:圆形(Round) 2:方形(Square)
- 照明件类型(Illuminator) L:LED二极管(LED) N:氖灯(Neon) 空：无灯系列 (Blank):(NO Illuminator)
- 灯电压 (Indicator voltage) 2:2V 6:6V … 24:24V 110:110V 220:220V
- 灯电压类型 (Indicator Voltage type) A:AC交流 D:DC直流 空(Blank)：AC&DC通用
- 按钮罩颜色 (Cap Color) R:红 (Red) Y:黄 (Yellow) G:绿 (Green) B:黑 (Black) S:蓝 (Blue) A:橙 (Orange) W:白(White) P:灰 (Gray)
- 特殊规格 (Special) 有特殊要求时，填写文字说明 (If there are special requirements, please fill the word for explain.) 无，空格 (If not,do not full it.)

举例Example:FD16-111L2D-R

尺寸图 SIZE(mm)

圆形 Round

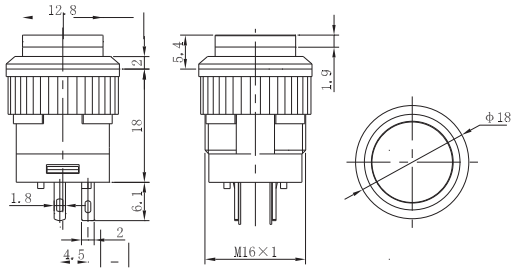

方形 Square

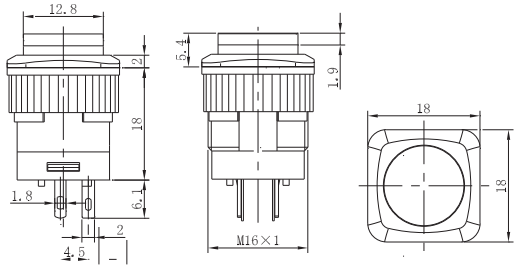

外形尺寸图Overall Dimension(mm)

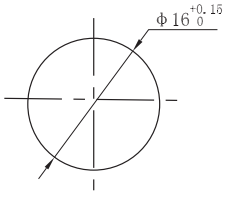

面板厚度Panel thickness:0.5~6.0mm

安装面板开孔尺寸Penel Cut out(mm)



电路图Circuit

选型表Model List

外形 Shape	产品图片 Products	灯类型 Lamp	单极自锁 SP-Alternate	单极无锁 SP-Momentary
圆形 Round		LED	FD16-111L□-○	FD16-121L□-○
		氖灯 Nero	FD16-111N■-○	FD16-121N■-○
		无灯 No lamp	FD16-111-○	FD16-121-○
方形 Square		LED	FD16-112L□-○	FD16-122L□-○
		氖灯 Nero	FD16-112N■-○	FD16-122N■-○
		无灯 No lamp	FD16-112-○	FD16-122-○

注：表中“□”表示LED直流或交直流通用电压等级及电压类型，根据电路需要可以选择2V,6V,12V,24V,48V,110V,220V等。
“■”表示氖灯交流电压等级及电压类型为110V,220V。
“○”表示按钮颜色代码。

Note: LED table □said DC voltage level, according to the needs of the circuit can choose to 2V, 6V, 12V, 24V. ■ said AC voltage rating of neon 110V, 220V. ■ color for the case on behalf of code, I have used shell companies for the black colors. ○that the button color code.

照明件性能指标 Lighting pieces of performance indicators

■电子发光二极管(LED)

工作电压 Operating voltage	2V	6V	12V	24V	110V	220V	寿命 Life	等效电路 Equivalent circuit
工作电流 Current	小于15mA Less than15mA				小于5mA Less than 5mA		约5万小时(但亮度会随使用时间加长而衰减) About 50,000 hours (but the brightness will be weaken as the life of using plus.)	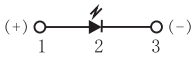
LED颜色 LED color	红 绿 黄 橙 蓝 Red Green Blue Yellow Orange							
按钮罩颜色 Cap Color	红 绿 黄 橙 蓝 黑 白 灰 Red Green Blue Yellow Orange Black White Gray							

■氖灯管(Neon)

工作电压 Operating voltage	110V AC	220V AC
工作电流 Current	小于1mA Less than 1mA	小于1mA Less than 1mA
氖灯颜色 Neon color	红 绿 Red Green	
按钮罩颜色 Cap Color	红 绿 Red Green	

KA1A KA1B 系列按钮开关
KA1A KA1B Series Pushbutton Switchs



技术性能参数 SPECIFICATION

电气额定值 (阻性负载) Max. Rating Current & Voltage (Resistive load)	1A /250V AC
接触电阻（初始值） Contact Resistance	≤50mΩ
绝缘电阻（常态） Insulation Resistance	≥100MΩ
耐压（常态） Dielectric Strength	1500V
电气寿命（次） Electronic Life(cycles)	10,000
工作环境温度 Operating temperature	-5℃~+55℃
防护等级 IP code	IP40
CQC	1A 250VAC 1E4

型号命名规则 HOW TO ORDER

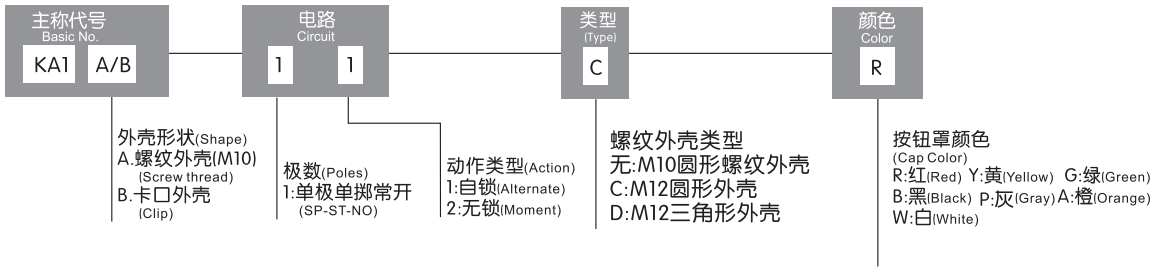

KA1A

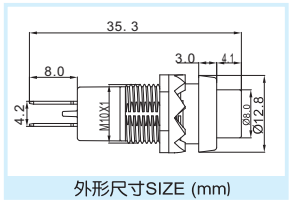

外形尺寸SIZE (mm)

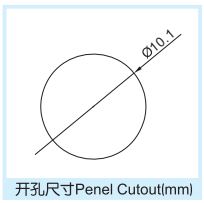

开孔尺寸Penel Cutout(mm)


电路图Circuit

KA1B

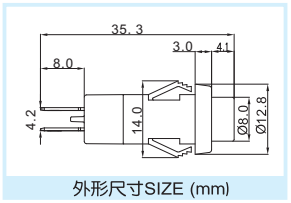

外形尺寸SIZE (mm)

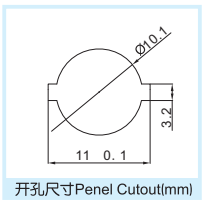

开孔尺寸Penel Cutout(mm)


电路图Circuit

KA1A M12

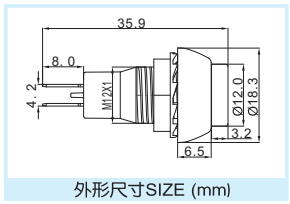

外形尺寸SIZE (mm)

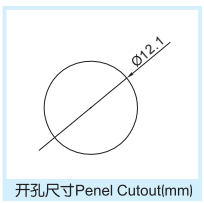

开孔尺寸Penel Cutout(mm)


电路图Circuit


KA1A


KA1B

KA1A M12

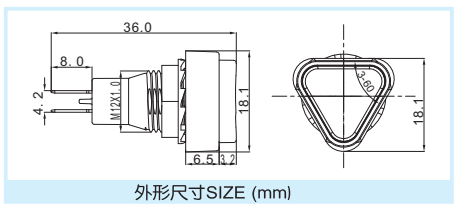

外形尺寸SIZE (mm)

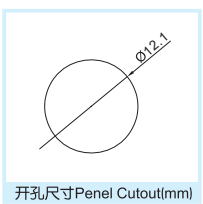

开孔尺寸Penel Cutout(mm)


电路图Circuit

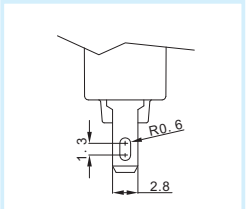

接线端子代码
TERMINATION CODE



技术性能参数 SPECIFICATION

接触电阻（初始值） Contact Resistance	≤50mΩ
绝缘电阻（常态） Insulation Resistance	≥100MΩ
耐压（常态） Dielectric Strength	1,500V AC 1min
电气寿命（次） Electronic Life(cycles)	10,000
机械寿命（次） Mechanical Life(cycles)	50,000
工作环境温度 Operating temperature	-25℃~+55℃
防护等级 IP code	IP40
电气额定值Max. Rating Current & Voltage	
CQC CE	1A /250V AC

型号命名规则 HOW TO ORDER

系列号 Series	外形及电路 Shape&Circuit		颜色 Color		状态 State	特殊规格 Special
KAD 1	2	3	4	5	6	

- 系列号 Series: KAD 1
- 外形及电路 Shape&Circuit: 2 / 3
  - 外形 Shape
    - 2:长按钮型 (Long Actuator)
    - 3:短按钮型 (Short Actuator)
  - 动作类型 (Action)
    - 1:自锁(Alternate)
    - 2.无锁(Monentary)
  - 端子 (Termination)
    - A
    - B
    - C
    - D
- 颜色 Color: 4 / 5
  - 外壳颜色 (Housing Color)
    - R:红 (Red)
    - Y:黄 (Yellow)
    - G:绿 (Green)
    - B:黑 (Black)
    - S:蓝 (Blue)
    - A:橙 (Orange)
    - W:白(White)
    - P:灰 (Gray)
  - 操作件颜色 (Actuator Color)
    - R:红 (Red)
    - Y:黄 (Yellow)
    - G:绿 (Green)
    - B:黑 (Black)
    - S:蓝 (Blue)
    - A:橙 (Orange)
    - W:白(White)
    - P:灰 (Gray)
- 状态 State: 6
  - 空(Blank):常开
  - NC:常闭
- 特殊规格 Special
  - 特殊规格 (Special)
  - 有特殊要求时, 填写文字说明 (If have the special requirements, please fill the word for explain.)
  - 无, 空格 (If not,do not full it.)

1 外形 Shape

代码 Code	图解 Diagram	面板开孔尺寸(mm) Panel cut out	相配选择 Match the project selection		
			动作类型 Circuit	接线端子 Terminal	状态 State
	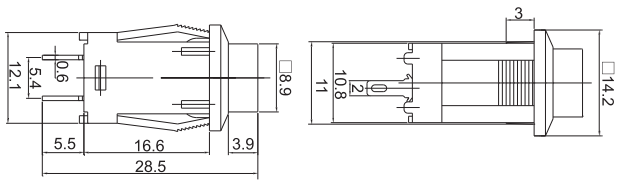	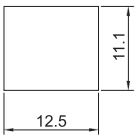 面板厚度: 1.2~3.0mm Panel Thickness	1/ 2	A/ B/ C	NO
	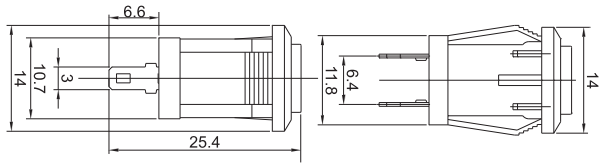		2	D	NO/ NC

3 接线端子代码 TERMINAL CODE

代码 Code	A	B	C	D
图解 Diagram	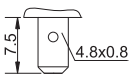	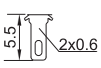		
描述 Description	4.8*0.8 宽脚端子	2*0.6窄脚端子	2*0.6弯脚端子	3*0.5焊接端子

KAD产品图例 EXAMPLE


KAD2-1B-BR


KAD3-2D-BR


KAD2-1A-BR


KAD2-1B-BY


KAD2-1B-PP

KA5 系列按钮开关
KA5 Series Pushbutton Switches



技术性能参数 SPECIFICATION

接触电阻（初始值） Contact Resistance	≤50mΩ
绝缘电阻（常态） Insulation Resistance	≥100MΩ
耐压（常态） Dielectric Strength	1,500V
机械寿命（次） Mechanical Life(cycles)	50,000
电气寿命（次） Electronic Life(cycles)	10,000
工作环境温度 Operating temperature	-25℃~+55℃
防护等级 IP code	IP40
电气额定值Max. Rating Current & Voltage	
CQC CE	1A /250V AC

型号命名规则 HOW TO ORDER

主称代号 Basic No.	外形 Shape		电路 Circuit	颜色 Color		特殊规格 Special
KA5	1	2	3	4	5	

- 外壳形状(Shape) 省略:普通外壳 K:卡口型外壳 P:P型外壳
- 按钮高度代码① (Code of button length) 5: 5mm 10: 10mm 15: 15mm 17: 17mm
- 电路(Circuit): 1.常开(NO) 2.常闭(NC)
- 外壳颜色 (Cap Color) B:黑(Black) S:蓝(Blue) W:白(White) P:灰(Gray)
- 按钮颜色 (Cap Color) B:黑(Black) S:蓝(Blue) W:白(White) P:灰(Gray)
- 特殊规格 (Special) 有特殊要求时, 填写文字说明 (If there are special requirements, please fill the word for explain.) 无, 空格 (If not,do not full it.)

1 外形 Shape

代码 Code	例样图解 Diagram	面板开孔尺寸(mm) Panel cut out	相配选择 Match the project selection	
			按钮形状	状态
KA5	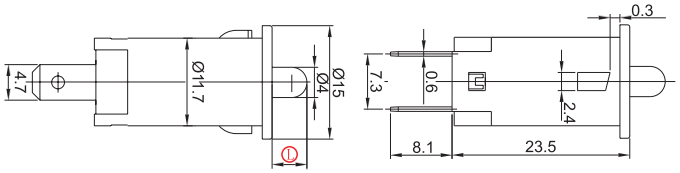	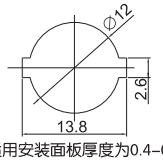 适用安装面板厚度为0.4–0.6	5/ 10/ 15	NO/ NC
KA5–K	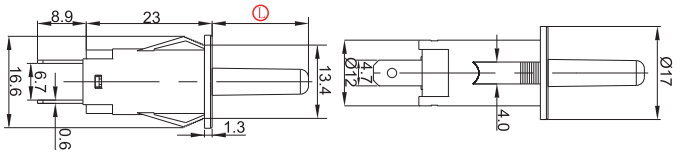	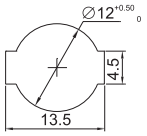 适用安装面板厚度为0.8–2.4	10/ 17	NO
KA5-2K	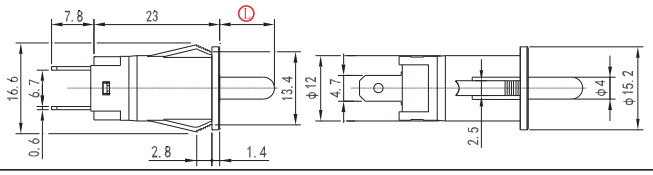	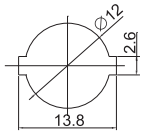 适用安装面板厚度为1.4–1.6	5/ 10/ 15	NO/ NC
KA5-KT	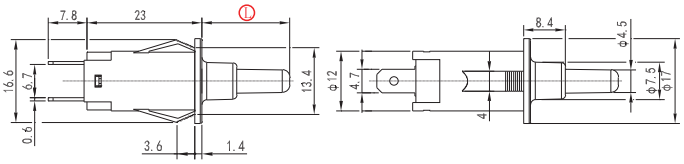	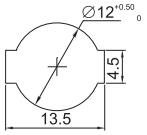 适用安装面板厚度为0.8–2.4	10/ 17	NO
KA5–P	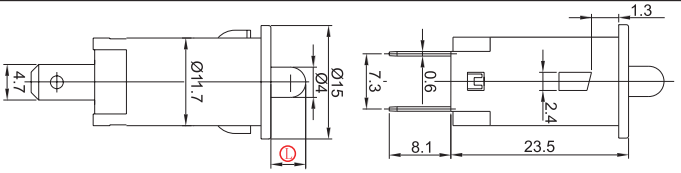	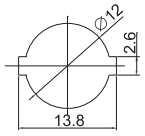 适用安装面板厚度为1.4–1.6	5/ 10/ 15	NO/ NC



技术性能参数 SPECIFICATION

接触电阻（初始值） Contact Resistance	≤50mΩ
绝缘电阻（常态） Insulation Resistance	≥100MΩ
耐压（常态） Dielectric Strength	1,500V
机械寿命（次） Mechanical Life(cycles)	50,000
电气寿命（次） Electronic Life(cycles)	10,000
工作环境温度 Operating temperature	-25℃~+85℃
防护等级 IP code	IP40 / IP65
电气额定值Max. Rating Current & Voltage	
CQC CE	3A /250V AC

型号命名规则 HOW TO ORDER

主称代号 Basic No.	电路 Circuit			外形 Shape			颜色 Color		印字 Marking	特殊规格 Special
KA6/7	1	2	3	4	5	6	7	8	9	

- 极数 (Poles) 1:单极 (SP)
- 动作 (Action) 1:自锁 (Alternate) 2:无锁 (Monentary)
- 带灯类型 (Illuminator) N:带灯 (with Illuminator) 空:无灯 (Blank): (No Illuminator)
- 按钮类型 F:防水型 (Waterproof) B:普通型 (Common)
- 端子类型 A: A端子 . . . 见表
- 外壳类型 A:卡口 . . . 见表
- 按钮颜色 (Cap Color) R:红(Red) Y:黄(Yellow) G:绿(Green) B:黑(Black) S:蓝(Blue) A:橙(Orange) W:白(White) P:灰(Gray)
- 防水圈颜色 (Color of Waterproof ring) R:红(Red) Y:黄(Yellow) G:绿(Green) B:黑(Black) S:蓝(Blue) A:橙(Orange) W:白(White) P:灰(Gray)
- 印字 (Marking) 空(Blank):无印 01 02 ...
- 特殊规格 (Special) 有特殊要求时, 填写文字说明 (If there are special requirements, please fill the word for explain.) 无: 空格 (If not,do not full it.)

1 外形 Shape

外形及尺寸图Overall & Dimensions(mm)



KA6-11F
防水型

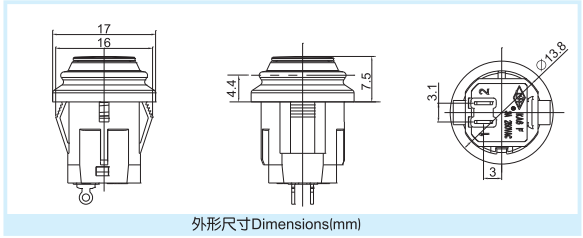

外形尺寸Dimensions(mm)

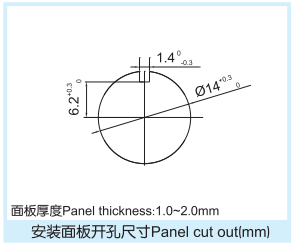

面板厚度Panel thickness:1.0~2.0mm
安装面板开孔尺寸Panel cut out(mm)



KA7-11F
防水型

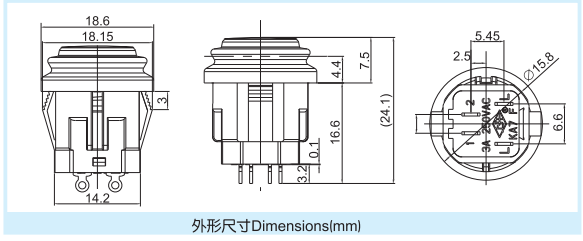

外形尺寸Dimensions(mm)

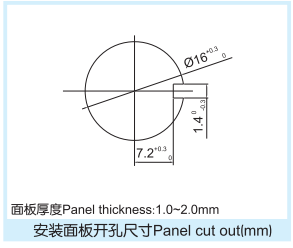

面板厚度Panel thickness:1.0~2.0mm
安装面板开孔尺寸Panel cut out(mm)



KA7-11B
普通型

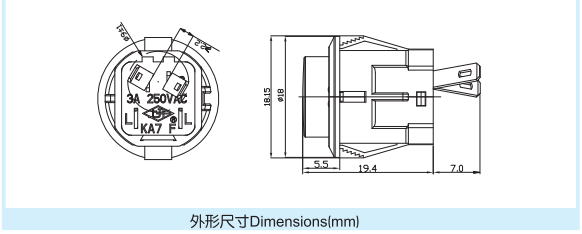

外形尺寸Dimensions(mm)

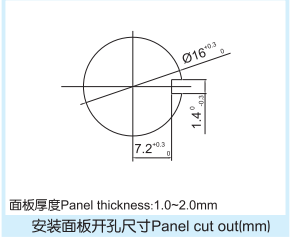

面板厚度Panel thickness:1.0~2.0mm
安装面板开孔尺寸Panel cut out(mm)



KA6-11B
普通型

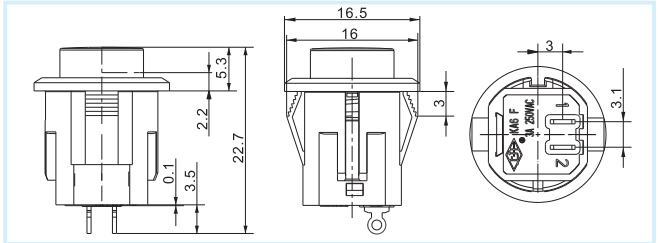

外形尺寸Dimensions(mm)

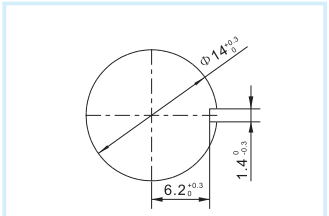

面板厚度Panel thickness:1.0~2.0mm

安装面板开孔尺寸Panel cut out(mm)



KA7-11B
普通型

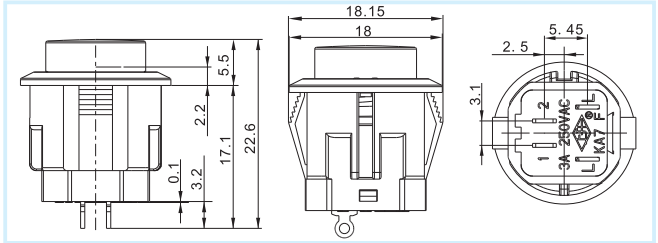

外形尺寸Dimensions(mm)

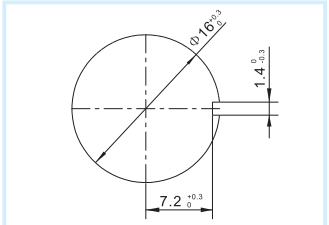

面板厚度Panel thickness:1.0~2.0mm

安装面板开孔尺寸Panel cut out(mm)

电路

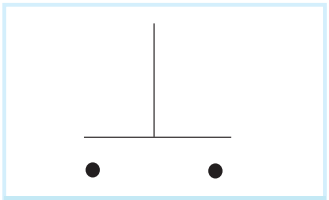

无灯开关

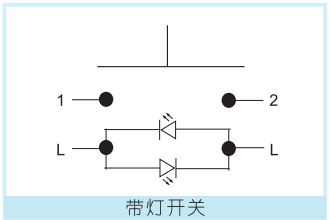

带灯开关

端子

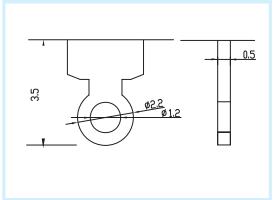

A端子

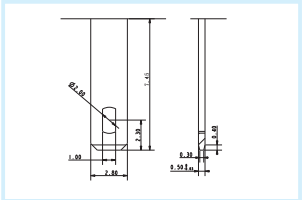

B端子

按钮类型

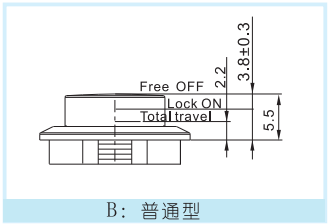

B：普通型

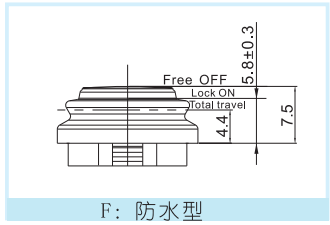

F：防水型

移印代码

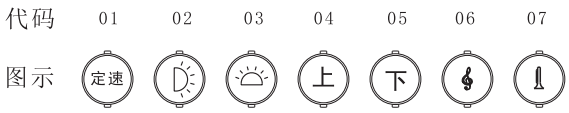

外壳类型

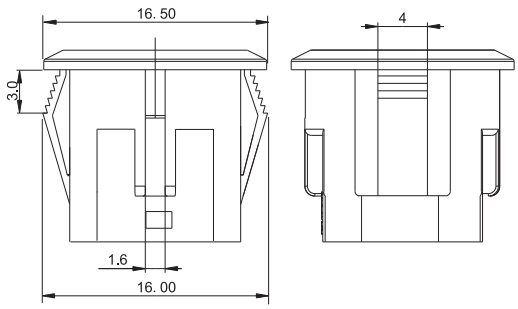

KA6外壳

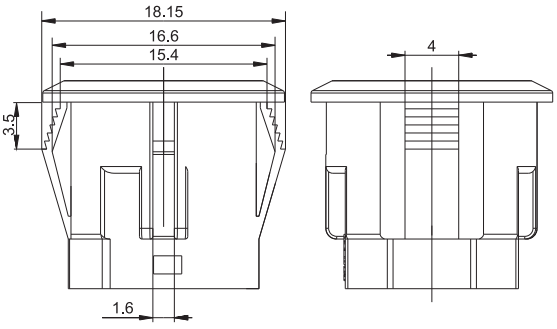

KA7外壳

A外壳



技术性能参数 SPECIFICATION

接触电阻（初始值） Contact Resistance	≤50mΩ
绝缘电阻（常态） Insulation Resistance	≥100MΩ
耐压（常态） Dielectric Strength	1,500V
机械寿命（次） Mechanical Life(cycles)	100,000
电气寿命（次） Electronic Life(cycles)	30,000
工作环境温度 Operating temperature	-25℃~+85℃
防护等级 IP code	IP40
电气额定值Max. Rating Current & Voltage	
CQC CB	10A 250VAC

型号命名规则 HOW TO ORDER

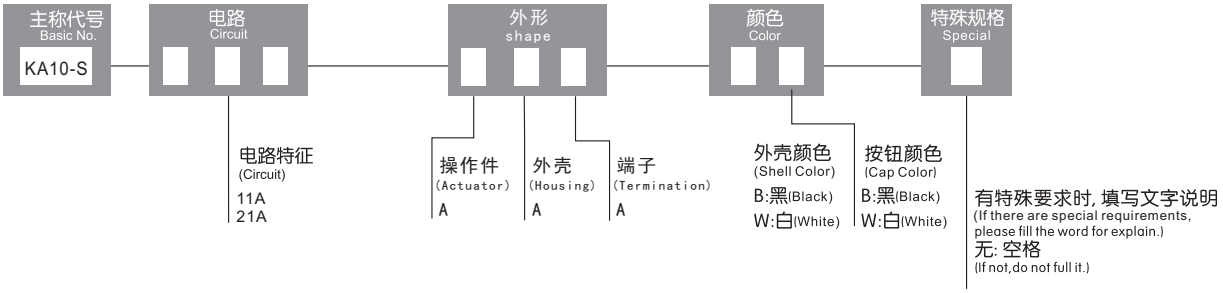

电路特征代码 CIRCUIT CODE

代码 Code	图解 Circuit	描述 Description
11A	OFF-ON	单极单掷 SP-ST
21A	OFF-ON	双极单掷 DP-ST

外形及尺寸图 Overall & Dimensions(mm)

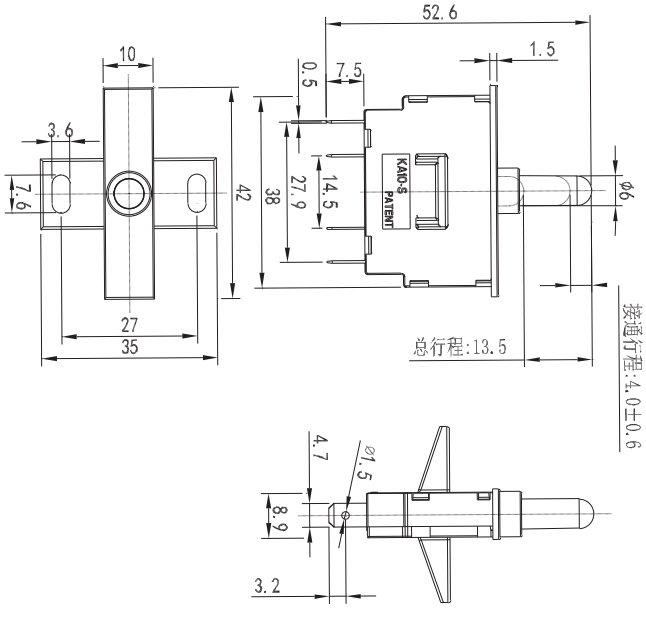



技术性能参数 SPECIFICATION

接触电阻（初始值） Contact Resistance	≤50mΩ
绝缘电阻（常态） Insulation Resistance	≥100MΩ
耐压（常态） Dielectric Strength	1,500V 1min
机械寿命（次） Mechanical Life(cycles)	50,000
电气寿命（次） Electronic Life(cycles)	10,000
工作环境温度 Operating temperature	-25℃~+85℃
防护等级 IP code	IP40
CQC CB	16(4)A 250VAC T85

型号命名规则 HOW TO ORDER

主称代号 Basic No.: KA11

电路 Circuit: 1 2 3 4 5

颜色 Color: 6 7

特殊规格 Special:

1 极数 (Poles)
1:单极 (SP)
2:双极 (DP)

2 动作 (Action)
1:自锁 (Alternate)
2:无锁 (Monentary)

3 照明件类型 (Illuminator)
L:LED二极管(LED)
N:氖灯(Neon)
空：无灯系列
(Blank):(noIlluminator)

4 灯电压 (Indicator voltage)
2:2V
6:6V
…
24:24V
110:110V
220:220V

5 灯电压类型 (Indicator Voltage type)
A:AC交流
D:DC直流
空(Blank)：AC&DC通用

6 外壳颜色 (Shell Color)
R:红(Red)
Y:黄(Yellow)
G:绿(Green)
B:黑(Black)
S:蓝(Blue)
A:橙(Orange)
W:白(White)
P:灰(Gray)

7 按钮颜色 (Cap Color)
R:红(Red)
Y:黄(Yellow)
G:绿(Green)
B:黑(Black)
S:蓝(Blue)
A:橙(Orange)
W:白(White)
P:灰(Gray)

特殊规格 (Special)
有特殊要求时, 填写文字说明
(If there are special requirements, please fill the word for explain.)
无: 空格
(If not,do not full it.)

外形及尺寸图Overall & Dimensions(mm)

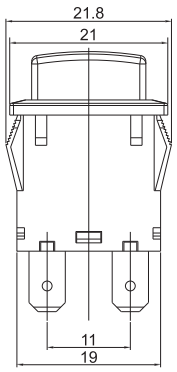

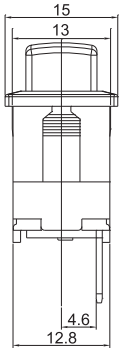

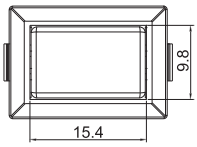

外形尺寸Dimensions(mm)

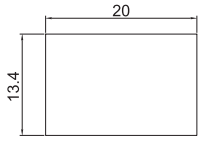

面板厚度Panel thickness:1.2~2.5mm

安装面板开孔尺寸Panel cut out(mm)

专利号：200930097860.1



技术性能参数 SPECIFICATION

接触电阻（初始值） Contact Resistance	≤50mΩ
绝缘电阻（常态） Insulation Resistance	≥100MΩ
耐压（常态） Dielectric Strength	1,000V 1min
机械寿命（次） Mechanical Life(cycles)	100,000
电气寿命（次） Electronic Life(cycles)	50,000
工作环境温度 Operating temperature	-25℃~+55℃
防护等级 IP code	IP65
电气额定值 Max. Rating Current & Voltage	30A /12V DC

型号命名规则 HOW TO ORDER

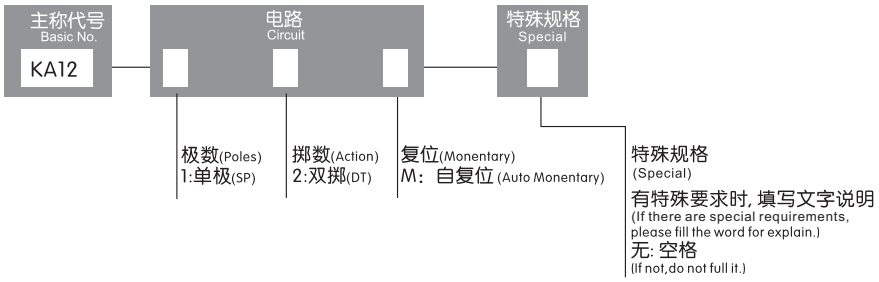

外形及尺寸图Overall & Dimensions(mm)

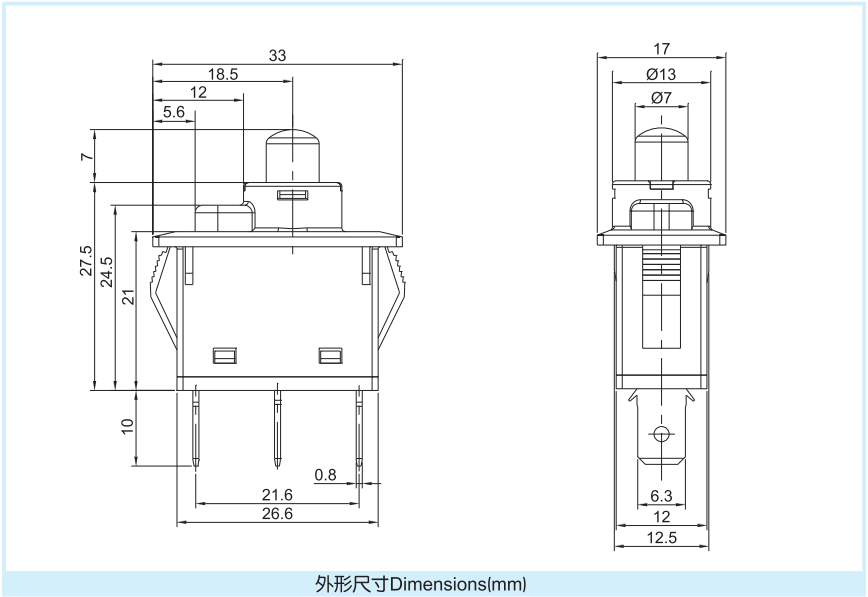

外形尺寸Dimensions(mm)

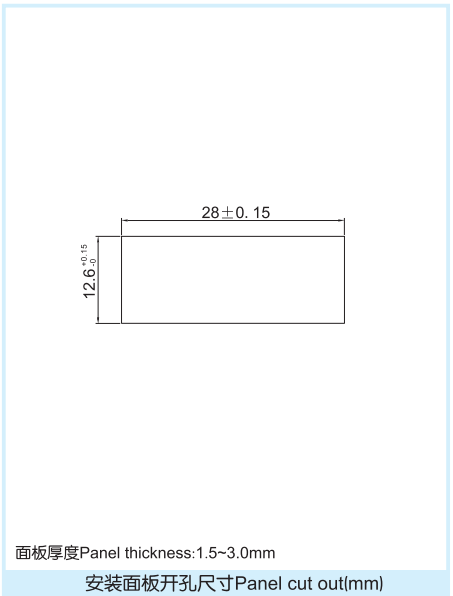

面板厚度Panel thickness:1.5~3.0mm

安装面板开孔尺寸Panel cut out(mm)

专利号：200930097860.1

KA13 系列按钮开关
KA13 Series Pushbutton Switchs



技术性能参数 SPECIFICATION

接触电阻（初始值） Contact Resistance	≤50mΩ
绝缘电阻（常态） Insulation Resistance	≥100MΩ
耐压（常态） Dielectric Strength	1,500V 1min
机械寿命（次） Mechanical Life(cycles)	20,000
电气寿命（次） Electronic Life(cycles)	10,000
工作环境温度 Operating temperature	-25℃~+85℃
防护等级 IP code	IP40
CQC CE CB	10A 250VAC

型号命名规则 HOW TO ORDER

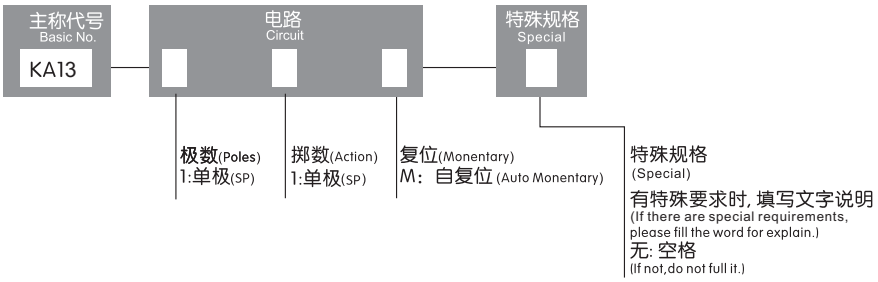

电路特征代码 CIRCUIT CODE

代码 Code	图解 Circuit	描述 Description
11M	OFF-ON	单极单掷复位 SP-ST

外形及尺寸图Overall & Dimensions(mm)

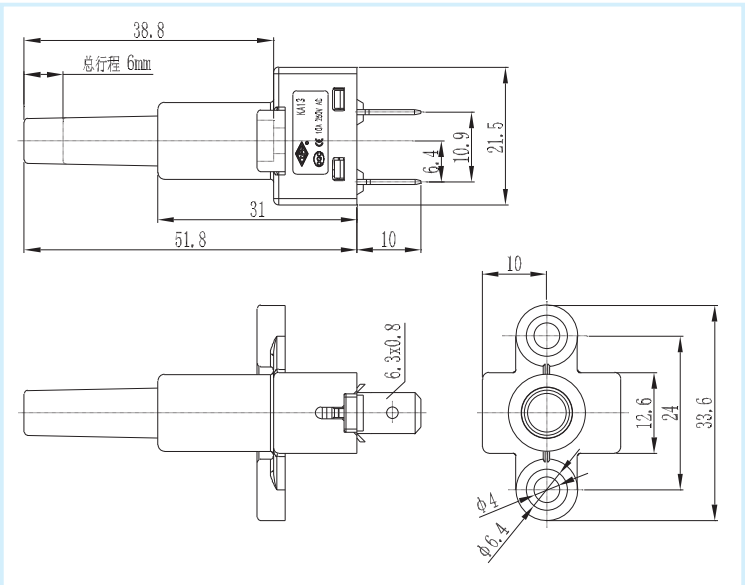

外形尺寸Dimensions(mm)

KA15 系列按钮开关
KA15 Series Pushbutton Switchs



技术性能参数 SPECIFICATION

电气额定值（阻性负载） Max. Rating Cnrrent&Voltage(Resistive load)	16A 125VAC/10A 250VAC T125
接触电阻（初始值） Contact Resistance	≤50mΩ
绝缘电阻（常态） Insulation Resistance	≥100MΩ
耐压（常态） Dielectric Resistance	1500V
电器寿命（次） Electronic life(cycles)	10,000
工作环境温度 Operating temperature	T125
CQC CE CB	16A 125VAC/10A 250VAC T125

型号及命名规则 MODEL INDEX

主称代号 Basic No. KA15 — 电路 Circuit — 按钮 Button — 端子 Termination — 颜色 Color — 操作力 Operating Force — 特殊规格 Special

电路 (Circuit)
NO:常开
NC:常闭

按钮选择 (Button Options)
A:10mm
B:12mm
C:14mm
D:16mm

端子 (Termination)
A
B

外壳颜色 (Shell Color)
B:黑(Black)
S:蓝(Blue)
W:白(White)
P:灰(Gray)

按钮颜色 (Cap Color)
B:黑(Black)
S:蓝(Blue)
W:白(White)
P:灰(Gray)

操作力 (Operating Force)
A:100 30gf(仅限常开产品)
NO product only
B:250 50gf
C:500 100gf

特殊规格 (Special)
有特殊要求时，填写文字说明
(If there are special requirements, please fill the word for explain.)
无: 空格
(If not,do not full it.)

按钮选择 BUTTON OPTIONS

特征编码	A	B	C	D
序列号	KA15	KA15	KA15	KA15
示意图	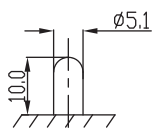	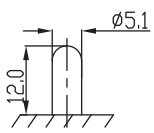	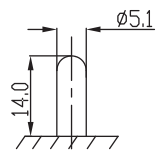	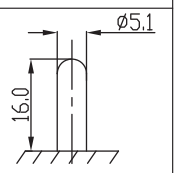

电路图 CIRCUIT

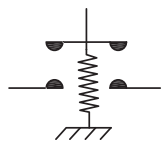

常开电路图
SPST-NO

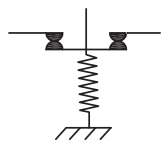

常闭电路图
SPST-NO

外形安装尺寸安装图 DIMENSIONS

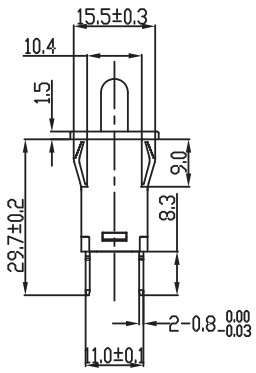

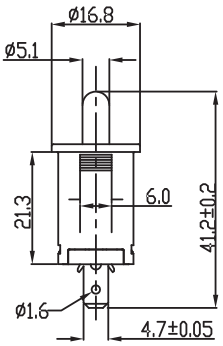

接线端子代码 TERMINAL OPTIONS

代码 Code	A	B
图解 Diagram	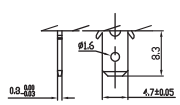	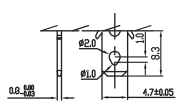

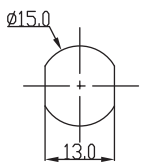

面板开孔尺寸
PANEL CUT OUT

刻字字唛

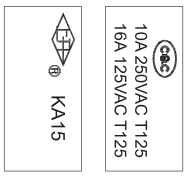

正面 反面



技术性能参数 SPECIFICATION

接触电阻（初始值）Contact Resistance	≤50mΩ
绝缘电阻（常态）Insulation Resistance	≥100MΩ
耐压（常态）Dielectric Strength	1,500V 1min
机械寿命（次）Mechanical Life(cycles)	20,000
电气寿命（次）Electronic Life(cycles)	10,000
工作环境温度 Operating temperature	-25℃~+85℃
防护等级 IP code	IP40
CQC CE CB	10(3)A 250VAC/ 16(4)A 250VAC

型号命名规则 HOW TO ORDER

主称代号 Basic No.: KA22

电路 Circuit
- 极数 (Poles): 1:单极 (SP)
- 动作类型 (Action): 1：自锁 (Alternate); 2：无锁 (Momentary)
- 照明件类型 (Illuminator): L:LED二极管(LED); N:氖灯(Neon); 空：无灯系列 (Blank):(noIllu

外形 Shape
- 外壳 (Housing): A：普通 (Ordinary); B：镀铬 (Plating Cr)
- 按钮选择 (Button Options): A：普通 (Ordinary)
- 端子 (Termination): A

颜色及灯电压 Color & Lamp voltage
- 外壳颜色 (Shell Color): B:黑(Black); W:白 (White); P:灰 (Gray)
- 按钮颜色 (Cap Color): R:红(Red); G:绿(Green); W:白(White)
- 灯电压 (Indicator voltage): 2:2V; 6:6V; …; 24:24V; 110:110V; 220:220V
- 灯电压类型 (Indicator Voltage type): A:AC交流; D:DC直流; 空(Blank)：AC&DC通用

特殊规格 Special
- 特殊规格 (Special): 有特殊要求时，填写文字说明 (If there are special requirements, please fill the word for explain.); 无：空格 (If not,do not full it.)

外形及尺寸图Overall & Dimensions(mm)

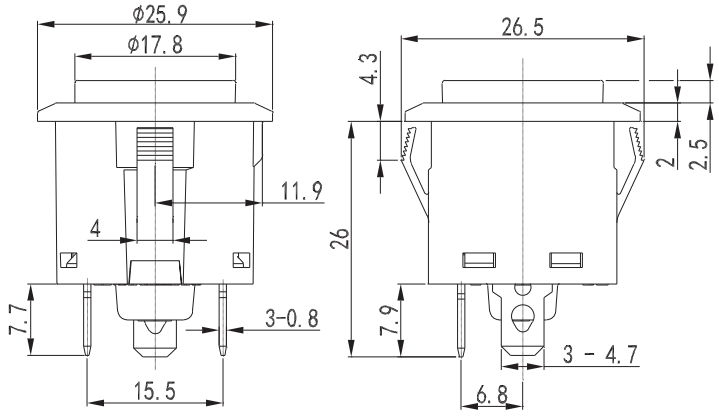

外形尺寸Dimensions(mm)

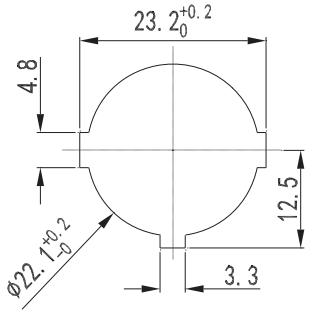

面板厚度Panel thickness: 1.5~3 mm

安装面板开孔尺寸Panel cut out(mm)

上海永星电子开关有限公司

SHANGHAI YONGXING ELECTRONIC SWITCH CO., LTD.

公司地址：上海市松江区泗泾镇高新技术开发区莘砖公路1275号
1275 Xinzhuan Rd, Songjiang District, Shanghai City, China
邮政编码：(Zip Code)201601
E-mail:yx@yxswitch.com
URL:www.skswitch.com www.yxswitch.com
www.yongxing.en.alibaba.com

国内贸易部Domestic Sales Dept:
TEL:86-21-57629125 57629126
FAX:86-21-57629089
E-mail:sales@yxswitch.com

国际贸易部International Sales Dept:
TEL:86-21-57629082-816 or 86-21-57629081
FAX:86-21-57629081
E-mail:jane@yxswitch.com

（2015）版

如技术参数变动，恕不另行通知